



TopCoder Regional Contest

Part I Registration Summary

[] Three Steps to registration

Step 1: Please register as TopCoder member. Please confirm your registration by login by your handle at www.topcoder.com/tc

Step 2: TopCoder will create a Regional Contest webpage for this event. The webpage is www.topcoder.com/beijing. Please visit the Regional Contest webpage for this event and register at the “registration” page. Then you can confirm your registration by clicking the “registrants” page.

Step 3: Please install TopCoder Arena at www.topcoder.com/tc. Then please login Arena, click Active Contests, go to the Regional Contest for this event, and click “Register” in order to confirm your attendance to the event.

Part II Register as TopCoder member

[] Go to www.topcoder.com/reg choose the first option



Registration

[Click here](#) if you're already a registered member and would like to update your profile.)

What would you like to do as a registered TopCoder member?
Check all that apply.

Before registering, please read our [Message from the TopCoder Founder](#)

You have not selected to register for any aspect of TopCoder.

Competition Registration [tell me more...](#)

High School (Secondary School) Registration [tell me more...](#)

❑ Fill out the registration form

Make sure your name, address and email are correct. They should be in English and without Chinese characters.

[TOPCODER]®

Step 2 of 6

Registration

Select Your Registration

- General**
- Demographics
- Confirm
- Success
- Activation

* Given Name:	<input type="text" value="Fang"/>
* Surname:	<input type="text" value="You"/>
* Address1:	<input type="text" value="Box 1503, Beijing Nc"/>
Address2:	<input type="text"/>
Address3:	<input type="text"/>
* City:	<input type="text" value="Beijing"/>
State (US Only):	<input type="text"/>
Postal Code:	<input type="text"/>
Province:	<input type="text"/>
* Country:	<input type="text" value="China"/>
* Country to represent:	<input type="text" value="China"/>
* Timezone:	<input type="text" value="Asia/Shanghai"/>
Phone Number:	<input type="text"/>
* Email Address:	<input type="text" value="angelwill@126.com"/>
* Confirm Email Address:	<input type="text" value="angelwill@126.com"/>

❑ How did you hear about TopCoder – Member Referral

* How did you hear about TopCoder?:

Referring member's handle:

* = required

[Submit](#)

❑ Activate your TopCoder member account in your email

日期:	2006-10-20 17:09:57 (5 分钟 前)
发件人:	service@topcoder.com 添加到通讯录 拒收 邀请 短信回复
收件人:	angelwill@126.com
主题:	TopCoder Activation 新窗口打开

Thank you for registering with TopCoder!

Your TopCoder activation code is MB3NDPZXHH

To activate your account, navigate to the following WWW URL:
<http://www.topcoder.com/reg/?module=Activate&code=MB3NDPZXHH>

Part III Register as Regional Contest Competitor

1 Register in the Regional Contest

Please find the registration link on the webpage created for Regional Contest www.topcoder.com/beijing. Please visit the webpage for Regional Contest and register at the “registration” page.



[Discuss this event](#)

Algorithm Competition: [Overview](#) | [Instructions](#) | [Registration](#) | [Registrants](#)

2 Input your handle and password to register for the Contest.

In order to continue, you must provide your user name and password.

Username:

Password:

Remember Me

[Login >](#)

- Then click Registrants and find yourself on the registered list.



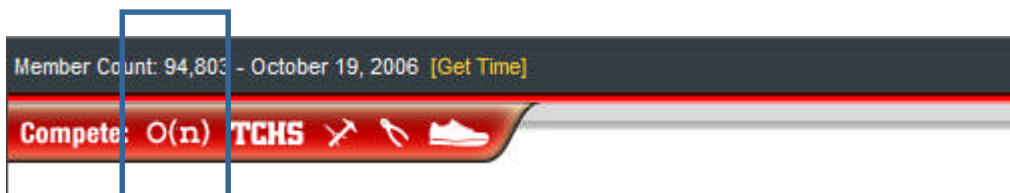
[Discuss this event](#)

Algorithm Competition: [Overview](#) | [Instructions](#) | [Registration](#) | [Registrants](#)

Handle
[coldwindtang](#)
[xyjian](#)
[acsaga](#)

Part IV The key to success in TopCoder Arena

- Install the competition Arena at www.topcoder.com/tc



- Install Java applet



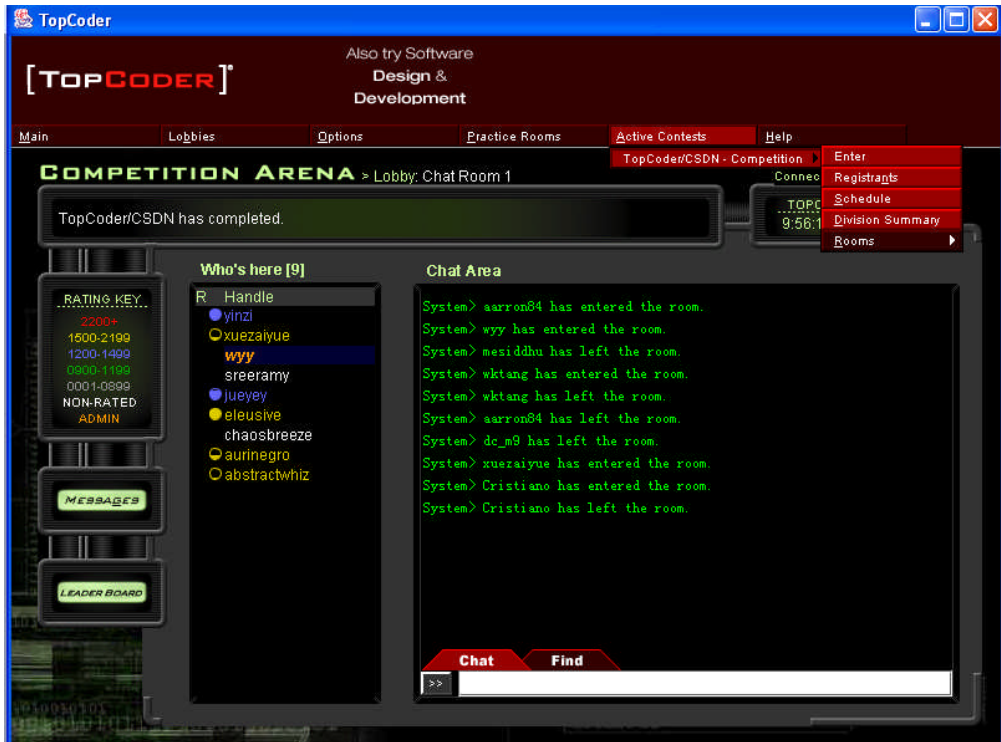
❑ The key to win TopCoder Regional Contest- Visit “Practice Rooms”

- We have all the previous contest available for practice
- You can see all the solution from former competitors, including the world champion’s code for each problem.
- You can try to solve the questions and the system will judge your solution
- **The system will show you the test data you failed in, if any.**
- You can resolve your problem until it is perfect – pass system test.

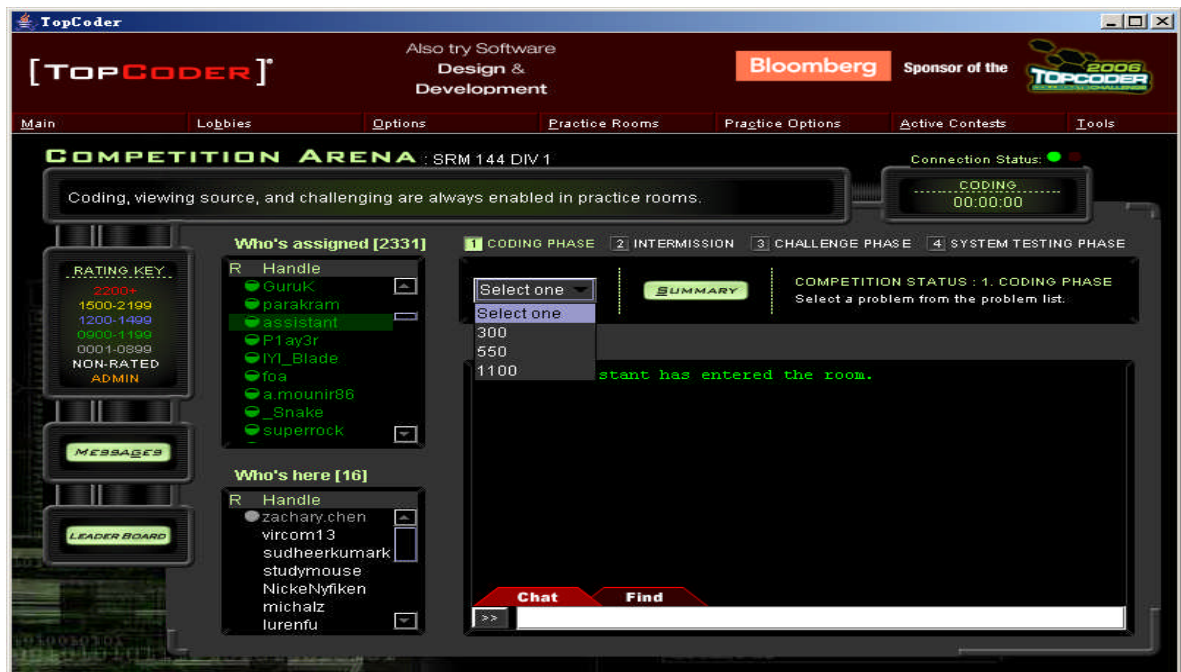


Part IV Compete in TopCoder Arena

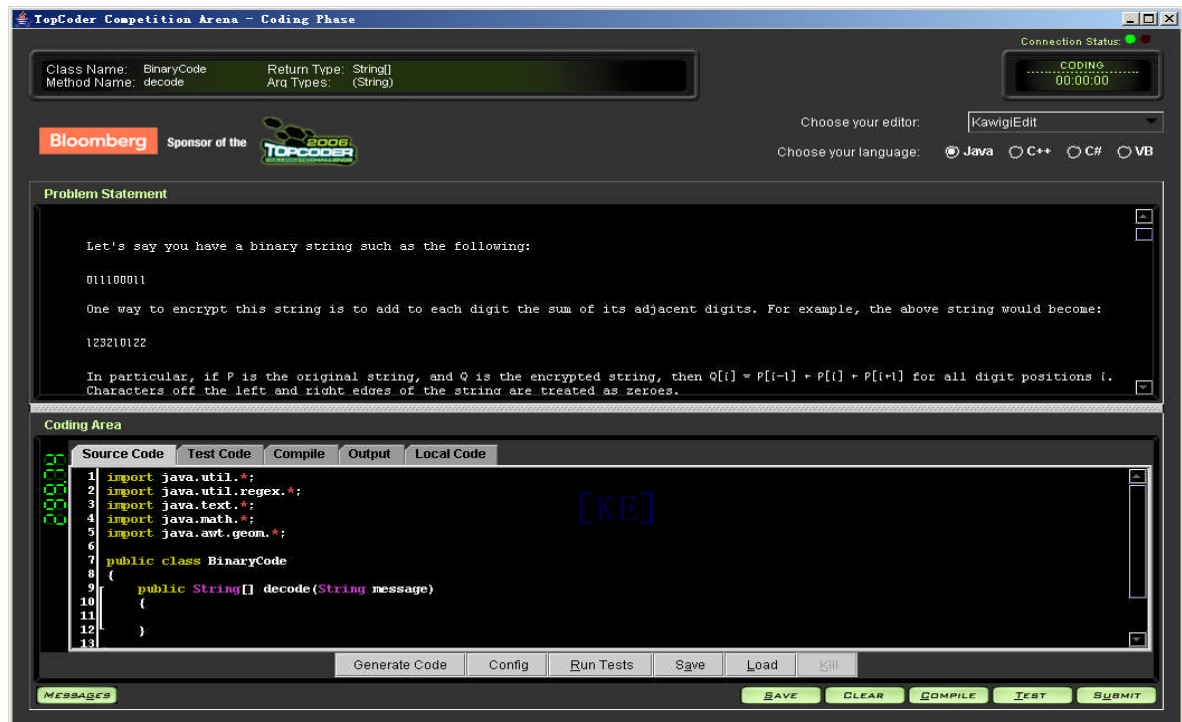
❑ Launch TopCoder Competition Arena before the event starts. Please click Active Contest, enter Regional Contest and Register.



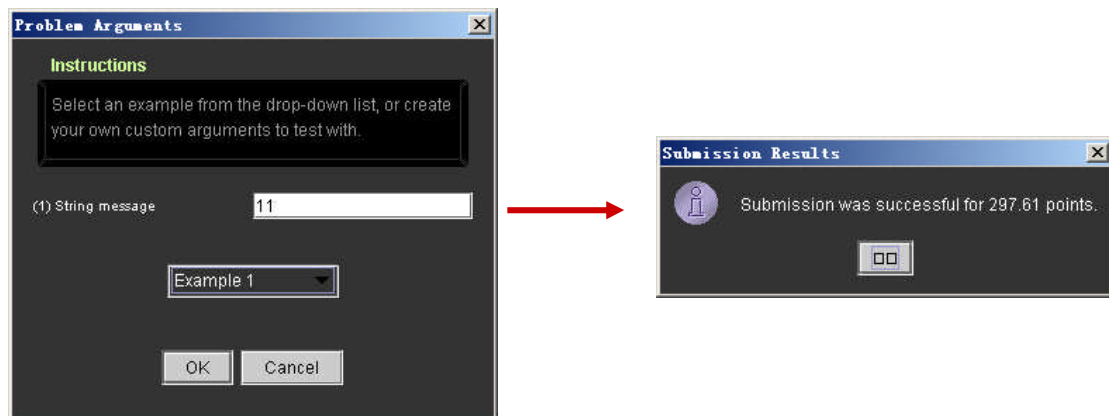
[] The real battle: Go to Active Contest, Choose the Regional Contest



1 Open a problem



2 Test after Coding



3 After 75 minutes of coding and testing

- 4 Have a rest and chatting with some world-known guys
- 5 Get ready for the challenge phase

Challenge!

The screenshot shows the TopCoder Competition Arena interface. At the top, it says "Also try Software Design & Development" and "Bloomberg Sponsor of the 2006 TOPCODER". The main title is "COMPETITION ARENA : SRM 144 DIV 1". Below this, there's a navigation bar with "Main", "Lobbies", "Options", "Practice Rooms", "Practice Options", "Active Contests", and "Tools".

The interface is divided into several sections:

- Left Panel:** Contains a "RATING KEY" (2200+, 1500-2199, 1200-1499, 900-1199, 600-899, NON-RATED, ADMIN), "MESSAGES", and "LEADER BOARD" buttons.
- Who's assigned [2331]:** Lists users: Handle, Guruk, parakram, assistant, P1ay3r, MY_Blade, foa, a.mounir86, _Snake, superrock.
- Who's here [16]:** Lists users: Handle, zachary.chen, vircom13, sudheerkumark, studymouse, NickeNyfiken, michalz, lurenfu.
- Center:** Shows "CODING PHASE" selected, with a "300" problem ID and a "SUMMARY" button. Below it, a "Chat Area" displays system messages: "System> assistant has entered the room.", "System> assistant is opening the 300-point problem.", "System> assistant is compiling the 300-point problem.", "System> assistant is compiling the 300-point problem.", "System> assistant has submitted the 300-point problem for 297.61 points.", "System> NickeNyfiken is compiling the 550-point problem.", "System> NickeNyfiken is testing the 550-point problem.", "System> NickeNyfiken is compiling the 550-point problem." There are "Chat" and "Find" buttons at the bottom of the chat area.
- Right Panel:** Shows "Connection Status: CODING 00:00:00" and "COMPETITION STATUS : 1. CODING PHASE Select a problem from the problem list."

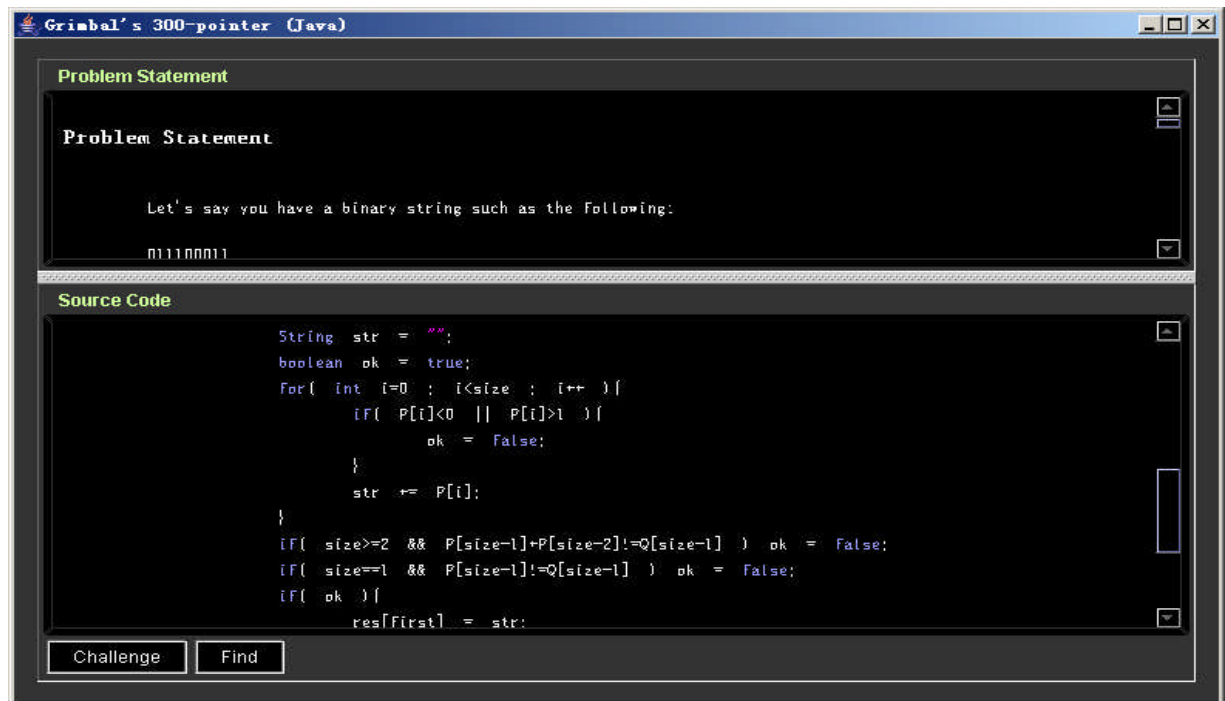
Challenge Phase Window – Click to view peers' program

The screenshot shows the "TopCoder Competition Arena - Competition Details" window. It features an "Instructions" box at the top left, a "CODING 00:00:00" timer at the top right, and "Pretty" and "View" options (Off/On, Status/Points).

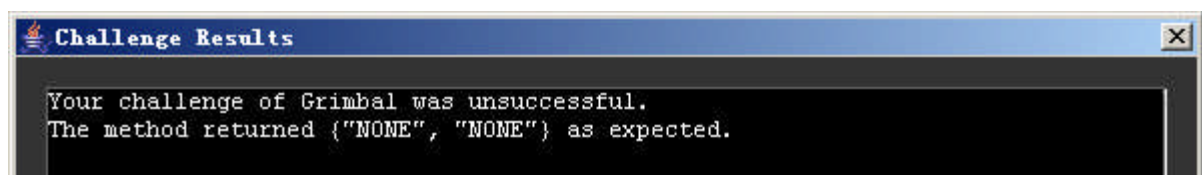
The main section is a "Details Table" with the following data:

Pl.	R	Handle	300	550	1100	Score
1		Grimbal	299.60	548.25	1099.00	1996.85
2	w		300.00	549.99	1099.99	1949.98
3		dru1d	Challenge Succeeded	549.99	1099.98	1749.97
4		vlad89	299.98	522.50	543.66	1391.14
5		Savior	277.65	417.03	433.53	1128.21
6		hamdanil	Opened	Unopened	0.00	1096.57
7		bjoeris	247.32	307.91	426.05	981.28
8		lkki	299.99	549.98	Unopened	849.97
9		yearh	299.98	549.45	Unopened	849.43
10		ainu7	90.00	404.03	339.18	833.21
11		KookKyungryeol	90.00	311.23	Opened	776.23
12		IMUSM	274.14	500.03	Opened	774.17
13		IvanP	161.92	240.18	330.00	707.10
14		wongsuun	144.26	219.88	330.00	694.14
15		aurinegro	190.03	469.99	Opened	660.02

1 Click “Challenge” and write test data for your competitors



1 You win 50 points and your competitor lose all points on the problem if the test data you gave to your competitor failed his program. You lose 25 points and your competitor stay still otherwise.



1 After the competition

- Wait for system test
- See your final score and compare to others